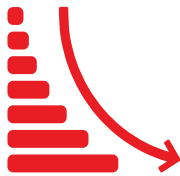


# SUMMER BY THE NUMBERS

## THE ACHIEVEMENT GAP

WHAT HAPPENS TO CHILDREN DURING THE SUMMER?



### THE “SUMMER SLIDE”

is what often happens to disadvantaged children during the summer months. They tread water at best or even fall behind, while higher-income children build their skills steadily over the summer months.



Most students lose


### TWO MONTHS

of mathematical skills every summer, and low-income children typically lose another two to three months in reading.<sup>1</sup>



Summer learning loss during elementary school accounts for two-thirds of the achievement **GAP IN READING** between low-income children and their middle-income peers by ninth grade.<sup>2</sup>

*Based on a study by Johns Hopkins University*



### THE ACHIEVEMENT GAP

between children from high- and low-income families is roughly thirty to forty percent larger among children born in 2001 than among those born twenty-five years earlier.<sup>3</sup>



Elementary school students with high levels of attendance (at least five weeks) in voluntary

### SUMMER LEARNING PROGRAMS

experience benefits in math and reading.<sup>4</sup>



### 9 IN 10 TEACHERS

spend at least three weeks re-teaching lessons at the start of the school year.<sup>5</sup>


Sources: <sup>1</sup> Cooper, H., Nye, B., Charlton, K., Lindsay, J., & Greathouse, S. (1996). *The effects of summer vacation on achievement test scores: A narrative and meta-analytic review*. *Review of Education Research*, 66 (3), 227-268. Retrieved from <http://journals.sagepub.com/doi/abs/10.3102/00346543066003227> <sup>2</sup> Alexander, K. L., Entwisle D. R., & Olson L. S. (2007a). *Lasting consequences of the summer learning gap*. *American Sociological Review*, 72, 167 <sup>3</sup> New York Times. (Feb 9, 2012). *Education Gap Grows Between Rich and Poor*, *Studies Say*. <sup>4</sup> Catherine H. Augustine, Jennifer Sloan McCombs, John F. Pane, Heather L. Schwartz, Jonathan Schweig, Andrew McEachin, and Kyle Siler-Evans. *Learning from Summer: Effects of Voluntary Summer Learning Programs on Low-Income Urban Youth*. RAND Corporation. (September 2016). <sup>5</sup> Surveyed by the National Summer Learning Association. Retrieved from <http://rer.sagepub.com/content/66/3/227.abstract> and [http://c.ymcdn.com/sites/www.summerlearning.org/resource/resmgr/press\\_releases/nsla\\_summer\\_release\\_130528\\_f.pdf](http://c.ymcdn.com/sites/www.summerlearning.org/resource/resmgr/press_releases/nsla_summer_release_130528_f.pdf) and [http://c.ymcdn.com/sites/www.summerlearning.org/resource/resmgr/Publications/Impact\\_on\\_Teaching\\_and\\_Learn.pdf](http://c.ymcdn.com/sites/www.summerlearning.org/resource/resmgr/Publications/Impact_on_Teaching_and_Learn.pdf)

[www.summerlearning.org](http://www.summerlearning.org)



national summer  
learning association

## ACCESS TO AND DEMAND FOR SUMMER PROGRAMS



**51% OF FAMILIES** not participating in a summer program say they would if one was available to them.<sup>6</sup>



Of families who pay for summer programs, the average weekly reported cost is **\$288 PER CHILD** per week<sup>7</sup>

## SUMMER HEALTH AND NUTRITION FOR KIDS



In July 2017, only **1 IN 7** children who ate a free or reduced-price school lunch during the 2016-2017 school year were reached by the federally-funded Summer Nutrition Programs, which include the Summer Food Services Program and the National School Lunch Program.<sup>8</sup>



Minority children gain weight up to **TWICE AS FAST** during the unstable months of the summer as during the school year.<sup>9</sup>

## SUMMER JOBS, SUMMER MELT AND OLDER YOUTH



Without summer counseling and support, **ONE-THIRD** of first generation college attenders fall victim to the “summer melt” and fail to enroll in the fall, even after being accepted.<sup>10</sup>



Waiting lists for summer youth jobs are **IN THE THOUSANDS** in most major cities, despite promising findings around reduced crime and mortality rates for participants.<sup>11,12</sup>

Sources: <sup>6</sup> Afterschool Alliance. (2009). *American after 3 pm: The most in-depth study of how America's children spend their afternoons*. Retrieved from [http://www.afterschoolalliance.org/AA3\\_Full\\_Report.pdf](http://www.afterschoolalliance.org/AA3_Full_Report.pdf) <sup>7</sup> Ibid. <sup>8</sup> *Hunger doesn't take a vacation: Summer nutrition status report 2018*. Food Research and Action Center. Retrieved from <http://frac.org/wp-content/uploads/2018-summer-nutrition-report.pdf> <sup>9</sup> Von Hippel, P. T., Powell, B., Downey, D. B., & Rowland, N. J. (2007). The effect of school on overweight in childhood: gain in body mass index during the school year and during summer vacation. *American Journal of Public Health, 97*(4), 696-702. <sup>10</sup> Castleman, B. L., Page, L. C., Winkle-Wagner, R., Bowman, P. J., John, E. P. S., Meyer, H. D., & Hu, S. (2014). *Summer melt: Supporting low-income students through the transition to college*. Cambridge, MA: Harvard Education Press. <sup>11</sup> Heller, S. B. (2014). Summer jobs reduce violence among disadvantaged youth. *Science, 346* (6214), 1219-1223. <sup>12</sup> Gelber, A., Isen, A., & Kessler, J. B. (2014). *The effects of youth employment: Evidence from New York City summer youth employment program lotteries* (No. w20810). National Bureau of Economic Research.