

**279 PTAs earned the 2018-2020 National PTA School of Excellence Designation**  
 (across 28 State PTA Congresses, including two DoDEA schools in Germany and Italy)

### State With the Most Designees

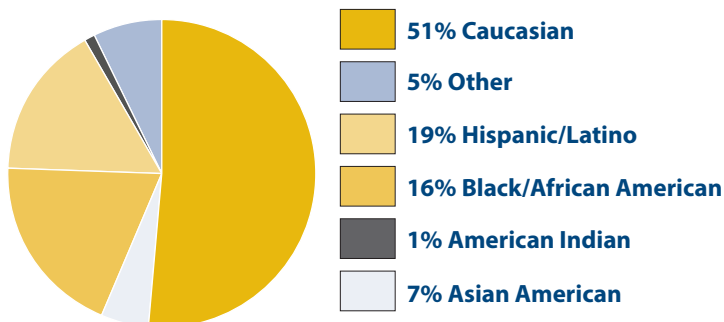


Over **202,262** students served

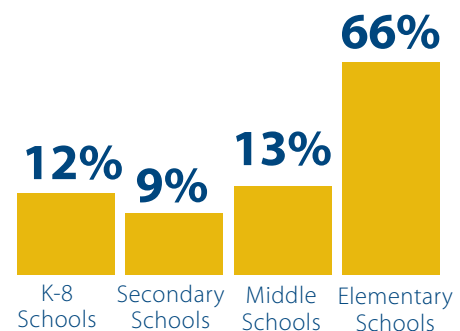


**37%** are Title 1 Schools

### Student Demographic Population

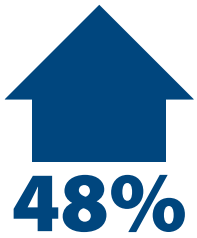


### Schools of Excellence by Grade Range





Increase in positive perceptions from families after one school year in the National PTA School of Excellence Program.



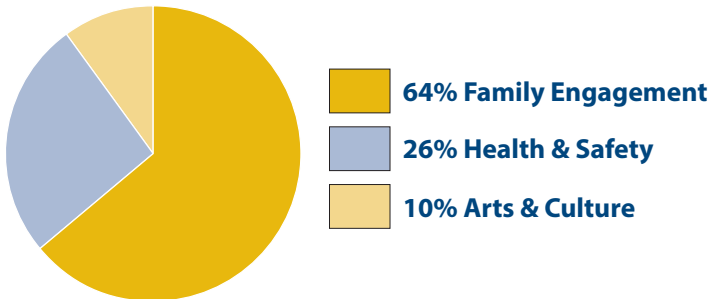
Schools of Excellence reported growth in PTA membership or increased participation among families and school staff.

**96%** of PTA Program Leaders perceived the program positively and felt supported by National PTA.

**94%** of PTA Program Leaders reported that they would participate in the program again.

**95%** of Principals from participating Schools of Excellence reported that they would recommend the program to a fellow colleague.

### School Improvement Top Priority Goals



National PTA School of Excellence Designations awarded since August 2014

## Testimonials from Schools of Excellence

“The School of Excellence application process has been a valuable tool that provided us with data that will inform our work in the upcoming academic year.” –*Normal Rockwell PTA, Redmond, Wash.*

“The Roadmap was exceptionally helpful in giving our school different ideas that helped to engage our parents and community.” –*Laurens Middle School Principal, Laurens, S.C.*

“The School of Excellence program gave a voice to parents and school staff to improve academic achievement. Our state assessment scores rose to 16% in all grade levels and subject areas as a result of this shared commitment!” –*Justin Elementary PTA, Justin, Texas*