

Using Uber teen accounts

Safe Kids Worldwide has developed tips for parents and teens (ages 13-17) to help keep everyone safe when using teen accounts on Uber.



Tips for teens



Complete safety onboarding

Finish the mandatory safety onboarding. For additional safety, it is recommended that you enable Audio Recording before your first ride.



Buckle up

Seat belts help keep you safe in the event of a crash, so buckle up every time.



Sit in the back seat

This helps ensure that you can easily exit on either side of the vehicle to avoid moving traffic.



Be aware of your surroundings

Look for vehicles before opening the car door. If you feel uncomfortable at your destination, tell your driver and text your parents. You can also change the destination in the Uber app.



Respect your driver and your parents

Be sure to check in with your parents periodically. If your driver wants to chat but you don't, simply tell them you don't feel like talking.

Learn how to set up your teen account [here](#).
Get the details on how teen trips work [here](#).


On-trip safety

Teen accounts have built-in safety features that are automatically turned on for every trip for added peace of mind.




Ride confirmation

Once your ride is confirmed, the app will share your driver's car make and model, license plate number, and profile photo.



PIN verification

To help ensure that you're getting into the right car, you'll have to give the driver a unique PIN. Drivers can't start a trip until they enter the correct PIN into the Driver app.



RideCheck™

If your ride goes unusually off-course, stops unexpectedly, or ends early, RideCheck™ will message you in the app to ask if you're OK or need help.




Audio Recording

Riders and drivers can record audio through the app. The recording is stored and encrypted so that no one can access it. Uber can access a recording only if an incident report is filed.



In-app Emergency Button

In case of an emergency, parents can use the in-app Emergency Button to contact 911. Both you and your teen will also have access to Uber's Safety Incident Reporting Line while the trip is in progress.



Reporting safety incidents

You can report a safety incident through the app either by selecting the trip in your trip history, tapping **Help**, then selecting **Report Safety Issue**, or by contacting Uber's Safety Incident Reporting Line.

Visit the [Uber website](#) and our [teen accounts website](#) for more safety tips

We're committed to making every ride a safe one for you and your family.