

Take a Reading Expedition **Activity List**

Use these activities with the Expedition Game board. Each day select a new activity to try with your child. Mark off the activities you have completed.



Cut out familiar words from the labels of common items like cereal boxes and soup cans. Talk about the sounds of the letters, and help your child sound out the words.



Help your child sort the words you cut from labels by their starting sounds. Then, switch it up and sort them by ending sounds!



Write love notes to your child. Hide them under his or her pillow or in a favorite chair.



Take turns reading books to each other. Try to read with silly voices!



Choose a word, and ask your child to listen as you say it slowly, stretching out the sounds. Have your child say the word at regular speed. Start with short, two-sound words, and work your way up to longer words. Try to keep the atmosphere fun and game like. Once your child has gotten some practice, switch roles. Have your child choose a word to stretch out, while you guess.



Practice storytelling on the go! Take turns adding to a story the two of you make up while riding in a car or bus. Try making the story funny or spooky.



Have your child use a finger to trace a letter while saying its sound. Do this on paper, in sand or on a plate of sugar.




Print or write the lyrics from some of your child's favorite songs. Have your child read the lyrics out loud, and sing them together.




Create a family history book. Fold pieces of paper in half and staple them to form the book. Ask your child to write sentences on each page about family members and add his or her own illustrations. Write some stories about your own childhood and illustrate them, as well!










About Literacy



Reading skills are critical for student success. Research shows that reading is best taught through a balanced literacy approach that includes instruction in five specific areas (sometimes called “domains”):

-  Phonological awareness involves the ability to identify and manipulate sounds in spoken language.
-  Phonics refers to the relationships between sounds and letters.
-  Fluency means the ability to recognize words automatically, group words to gain meaning and read orally with expression.
-  Comprehension is the ability to engage with, understand and respond to a text.
-  Vocabulary includes learning the meaning of specific words, as well as developing word-learning strategies such as knowing the meanings of word parts and using context clues and dictionaries to find the meaning of unknown words.

Schools help develop children’s skills in each of these areas through a variety of activities during the school day, including teacher modelling of reading strategies, large- and small-group guided reading and independent reading practice.

Your help at home is critical. Most parents know that talking and singing to babies and reading to toddlers and pre-schoolers are important. However, your job does not end when children enter school. An ongoing partnership between your family and your child’s school will best support his or her growth. You don’t have to be a literacy expert to help your child become a successful reader and learner. What matters most is your interest, involvement and concern for your child’s literacy skills.

Tips for reading with your child:

- **For beginning readers, look for predictable books.** Books that use repetitive lines and familiar patterns (such as, “Brown bear, brown bear, what do you see?”) help young listeners and readers develop their skills for guessing what comes next.
- **Encourage repeated reading.** Reading the same books over and over (while sometimes frustrating for parents!) helps children become familiar with recurring phrases and other predictable language, gain a better understanding of the story and learn vocabulary and concepts they might not grasp on the first reading.
- **Work with your child on sight words.** Sight words are those that are recognized automatically, without the reader having to sound them out. These words make up 50 percent to 70 percent of all words that children are most likely to encounter. Sight-word recognition is a powerful tool that successful readers use to understand texts. (For lists of common sight words, go to: <http://dolchsightwords.org/>)

For more information on supporting student success, or to find out how to join PTA, visit **PTA.org**.

