

# Take a Reading Expedition **Activity List**

**Use these activities with the Expedition Gameboard. Each day select a new activity to try with your child. Mark off the activities you have completed.**



Grab a pencil and paper. Call out a letter and count how many compound words each person can write in 90 seconds.



Read the same book your child is reading. Take time to discuss the plot, vocabulary, and characters in a daily or weekly “book chat.”



Have your child prepare a dish for dinner using a favorite family recipe.



Listen to audio books together in the car or after dinner.



On a piece of paper, write one sentence to start a story. Pass the paper back and forth, with each person adding a line until the story is complete. Then ask your child stand up and read the story out loud to the group.



Start a vocabulary box. Pick a word of the day, write it down, and put it in the box. See who can use the word the most during the day. At the end of a month or more, pull the words out of the box to review and celebrate what you’ve learned!



Read a newspaper or magazine article about a foreign country together. Talk about the people involved and where the article took place. Use your computer, smartphone or tablet to learn more about the land and its people.



Have your child write a letter to his or her favorite relative. Demonstrate how to address the envelope; then take a field trip to the mailbox or post office to send it off!



Set up silent reading time: you read while your child reads. Take turns summarizing what you read for each other.



Make some flash cards with new vocabulary words to practice with your child.




Plan a virtual vacation. Pick a country and help your child research its cultural activities, sports, and foods. Visit the library together to get cookbooks with recipes from the country, and cook them together.










# About Literacy



Reading skills are critical for student success. Research shows that reading is best taught through a balanced literacy approach that includes instruction in five specific areas sometimes called “domains”:

-  Phonological awareness involves the ability to identify and manipulate sounds in spoken language.
-  Phonics refers to the relationships between sounds and letters.
-  Fluency means the ability to recognize words automatically, group words to gain meaning, and read orally with expression.
-  Comprehension is the ability to engage with, understand, and respond to a text.
-  Vocabulary includes learning the meaning of specific words as well as developing word-learning strategies, such as knowing the meanings of word parts and using context clues and dictionaries to find the meaning of unknown words.

Schools help develop children’s skills in each of these areas through a variety of activities during the school day, including teacher modeling of reading strategies, large- and small-group guided reading, and independent reading practice.

**Your help at home is critical.** Most parents know that talking and singing to babies and reading to toddlers and pre-schoolers are important. However, your job does not end when children enter school. An ongoing partnership between your family and your child’s school will best support his or her growth. You don’t have to be a literacy expert to help your child become a successful reader and learner. What matters most is your interest, involvement, and concern for your child’s literacy skills.

## Tips for reading with your child:

- **Help improve your child’s fluency.** Invite your child to read his or her writing out loud to other family members. Ask questions about your child’s word choices and ideas.
- **Make reading for fun a part of your child’s daily routine.** Set aside quiet time, with no phones, games, or other distractions, when your child can read for pleasure.
- **Talk about the news together.** Pick one story in the news, read it together, and discuss with your child what it means.
- **Encourage storytelling.** Help your child find a picture from a newspaper or magazine, cut it out, paste it on paper, and write a story about it.

For more information on supporting student success, or to find out how to join PTA, visit [PTA.org](https://www.pta.org).

